



the  
**WATCH**  
coalition

## WHAT'S NEW WITH THE COALITION

### ICRA TRAINING

WE HAD A GREAT TURNOUT FOR OUR ICRA TRAINING THAT TOOK PLACE ON OCTOBER 24TH! WE HOPE EVERYONE HAD A GREAT TIME AS WELL. WE LOVED HAVING EVERYONE THERE AND WE HOPE TO DO MORE IN THE NEAR FUTURE. IF YOU HAVE NOT ALREADY DONE SO, PLEASE COMPLETE THE SURVEY BELOW. WE APPRECIATE ANY TYPE OF FEEDBACK.

[HTTPS://WTH.READYOP.COM/FS/4CF7/58F63824](https://wth.readyop.com/fs/4cf7/58f63824)

### NEW BOARD MEMBERS ELECTED



CHAIR - JAMES FOUNTAIN  
1ST CHAIR - LORI BROWN  
2ND CHAIR - JONATHAN WOOD  
SECRETARY - CHRIS LAMBERT  
TREASURER - LYN TISDALE

### ASSETS DEPLOYED

OUR REGIONAL HEALTH COORDINATORS, KEITH & MIKE TOOK A GENERATOR OVER TO A FACILITY TO HELP OUT IN A TIME OF NEED!



NOVEMBER 1, 2023  
ISSUE 4

## THIS ISSUE:

ICRA TRAINING UPDATE

NEW BOARD MEMBERS ELECTED

SAVE THE DATE

NEW COALITION MEETING LINK

MICRO LEARN TOPIC - WOUNDS

HELPFUL MONTHLY TIPS

NOVEMBER FUN!





## SAVE THE DATE

**November 1st** - Fight Flu Day - Free Flu Clinics - Check with your local health department for times

**November 3rd** - TEPS Planning Committee Meeting at 4 via Zoom

**November 15th**- Coalition Meeting

**December 20th** - Coalition Meeting

**January 22-23rd** - TEPS Conference in Union City - Registration link will follow

## NEW COALITION MEETING LINK



WHILE WE WOULD LOVE TO SEE YOU ALL IN PERSON, WE UNDERSTAND NOT EVERYONE CAN MAKE IT TO THE COALITION MEETINGS. BELOW IS THE ZOOM LINK TO USE WHEN LOGGING IN TO THE MEETING.

[HTTPS://US06WEB.ZOOM.US/J/83369510599?PWD=WERVDWXIS214ZFF0D3BQKZHQY3LRUT09](https://us06web.zoom.us/j/83369510599?pwd=WERVDWXIS214ZFF0D3BQKZHQY3LRUT09)

MEETING ID: 833 6951 0599

PASSCODE: 073389



# Draining Wound Micro-Learn Discussion Guide:

## What to do when you see a patient with a draining wound

Use the talking points below and accompanying job aid to engage your team in a short, focused discussion. Adapt to meet your needs.

### 1. Introduce the topic

Share key information about the topic that your audience should **know and connect to your local context**:

- A draining wound is a break in the skin or other tissue that has liquid coming out of it. This liquid moves and spreads easily, so draining wounds are treated differently from other types of wounds that can be covered or contained.
  - A draining wound is a warm, wet place where germs grow easily.
  - A draining wound is also a vulnerable spot on the patient that should be handled carefully, both to keep germs from spreading and to protect the patient from germs.
- Draining wounds can be caused by, or contain:
  - germs that can spread easily by touch, like MRSA and group A strep;
  - germs commonly found in stool that are often also found on skin, like Klebsiella and VRE; and
  - germs that spread by blood and bodily fluids, like HIV, hepatitis B, and hepatitis C.

### 2. Expand on the topic

Share information about what your audience should **do**:

- Always assume the liquid in a draining wound is infectious, even if the drainage is clear. Don't touch the liquid or the wound if you don't have to.
- If you have to touch anywhere near the wound, or anything that could have been contaminated by liquid from the wound, clean your hands and use gloves.
  - Always clean your hands as soon as you take your gloves off.
  - Depending on the situation, you might need other personal protective equipment (PPE), like a gown or eye protection, to protect yourself.
- It is often best to cover the wound to contain the drainage and protect the open tissue. In rare situations, however, wounds should not be covered. Consult with the clinical team before covering a draining wound.

### 3. Discuss with your team

Find out how your audience feels about the topic. Sample questions include:

- What do you usually do when you see a draining wound? Do you worry that you might catch something? How do you protect yourself and your patient? When might you call for help or assistance?
- Do you have all the tools and information you need to do your job safely?
- As a team, how can we help each other take the right infection control actions when we see a draining wound to keep germs from spreading?

### 4. Wrap up and reinforce

Reinforce key takeaways:

- Don't touch a draining wound or the liquid from it, without clean hands and the right PPE.

Share related facility-specific information and cue to follow-up opportunities:

- Connect content with information such as whom to contact about wound care, relevant facility protocols such as where to find PPE and wound care supplies, recent cases or examples of patients with draining wounds, or other relevant information.
- Share reminders, prompts, and opportunities for further learning as appropriate, including the Project Firstline website at [cdc.gov/projectfirstline](https://www.cdc.gov/projectfirstline).

# What to do if you see a patient with a draining wound

Assume the liquid from a draining wound is infectious, even if the drainage is clear.

**Don't touch a draining wound or the liquid from it without clean hands and the right PPE.**

If you have to touch the wound or liquid, always wear gloves. Always clean your hands as soon as you take your gloves off.



If there's a risk of your clothes touching the wound or liquid, you might need a gown.




If there's a chance you could be splashed, you might need a mask and eye protection.



**LEARN MORE**

Germ Live on the Skin Infographic: <https://bit.ly/3OEGTty>  
PPE: Gloves and Gowns Session Plan: <https://bit.ly/44bGkNz>  
Environmental Cleaning and Disinfection Session Plan: <https://bit.ly/3KBBTVF>



WATCH Coalition

18 likes • 18 followers



WE NEED MORE FOLLOWERS! GO LIKE OUR FACEBOOK AND INSTAGRAM PAGE!

Promote

Manage

Edit

# NOVEMBER AWARENESS MONTH

BETWEEN OCTOBER AND JANUARY, THERE ARE PLENTY OF ITEMS IN YOUR HOME THAT COULD CATCH FIRE. DID YOU LEAVE A CANDLE LIT IN YOUR PUMPKINS? DID YOU THROW A FROZEN TURKEY IN THE FRYER WITHOUT LETTING IT THAW, OR DID YOU HOOK UP 33,000 CHRISTMAS LIGHTS TO ONE OUTLET?

WHATEVER THE CAUSE MAY BE, LOOK AT THE SAFETY TIPS TO THE RIGHT TO FIGURE OUT YOUR BEST PLAN OF ACTION.

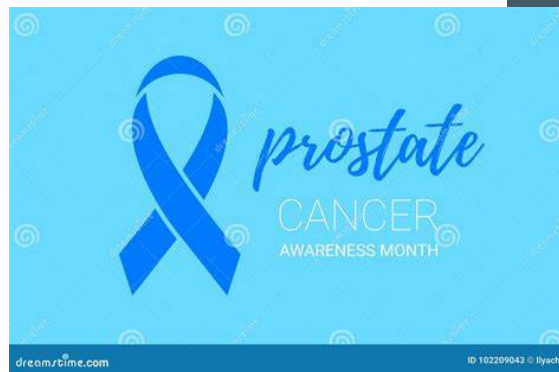


## CAUCUS GROUP NEWS

NEXT MEETING WILL BE HELD IN JANUARY 2024!

### TEN TIPS FOR FIRE SAFETY

1. Install smoke alarms on every level of your home, inside bedrooms and outside sleeping areas.
2. Test smoke alarms monthly. Replace batteries at least once a year.
3. Have a family fire escape plan and practice the plan twice a year.
4. If there's a fire in your home, get out, dial 911 and don't go back inside.
5. Keep matches and lighters out of children's reach.
6. Use flashlights during power outages, not candles.
7. Never leave a burning candle unattended.
8. Turn off space heaters when you leave the room and don't leave them unattended.
9. Only use smoking materials outside.
10. Keep flammable items away from anything that can get hot, such as space heaters.



# November Fun!

**Thanksgiving Fun Facts!**

- 30 Million** People watch football on Thanksgiving in the US
- 46 Million** Turkeys are cooked for Thanksgiving each year!
- 50 Million** Pumpkin Pies are eaten for Thanksgiving each year!

Thanksgiving became a national holiday in 1863 when President Abraham Lincoln declared it in an attempt to unify the country during the Civil War.

James Pierpont's "One Horse Open Sleigh" was a Thanksgiving song but it became so popular that in 1859, he changed it to "Jingle Bells".

About 95% of Americans spend time with family on Thanksgiving. 47 million travel more than 50 miles to do so!

Turkey was not necessarily on the menu in 1621, the Plymouth colonists and their Native American allies probably ate lobster, swans, and seals!

Mashed potatoes is the most popular side dish on Thanksgiving according to 78% of Americans.


Over 32 million people shop on Black Friday, the day after Thanksgiving!

**Did You Know?**

- The first professional Thanksgiving Day football game was played in 1920.
- About 1,000 Turkey Trots take place around the U.S. each year!
- Ben Franklin wanted the turkey to be the national bird, not the bald eagle!
- The Macy's Thanksgiving Day Parade has floats and balloons. But, the first parade in 1924 had live monkeys, bears, camels, and elephants from the Central Park Zoo!

*"I wish the Bald Eagle had not been chosen the Representative of our Country...For in truth the Turkey is in comparison a much more respectable bird."*

Now everyone should be counting down the days since all the Amazon Prime deals are gone, but you do have Black Friday.....



**22 DAYS UNTIL THANKSGIVING**

**54 DAYS UNTIL CHRISTMAS**



# Contact Information

## **MIKE SMITH**

REGIONAL HEALTH COORDINATOR  
WEST TENNESSEE REGIONAL HEALTH DEPARTMENT

MICHAEL.D.SMITH@TN.GOV  
(731) 437-0805

## **KEITH MIDDLETON**

REGIONAL HEALTH COORDINATOR  
JACKSON MADISON REGIONAL HEALTH DEPARTMENT

KMIDDLETON@MADISONCOUNTYTN.GOV  
(731) 437-3077

[VISIT OUR WEBSITE AT  
WWW.WATCHCOALITION.ORG](http://WWW.WATCHCOALITION.ORG)

GOT ANY IDEAS OR ANNOUNCEMENTS YOU NEED IN THE NEWSLETTER? SEND THEM TO GINGER.RODGERS@TN.GOV AND WE WILL GET THEM IN THE NEXT NEWSLETTER.

