



MADISON COUNTY FIRE DEPARTMENT RECEIVES TRIAGE TAG KIT!

WE WERE EXCITED TO HAVE REPRESENTATIVES FROM THE MADISON COUNTY FIRE DEPARTMENT JOIN US AT OUR JULY COALITION MEETING! DURING THE MEETING, THEY WERE PRESENTED WITH A TRIAGE TAG KIT TO SUPPORT EMERGENCY PREPAREDNESS AT THEIR FACILITY.

THEY RECENTLY COMPLETED THEIR PATIENT TRACKING TRAINING AND GAINED VALUABLE KNOWLEDGE TO ENHANCE THEIR RESPONSE EFFORTS. WE'RE PROUD TO SUPPORT THEIR CONTINUED COMMITMENT TO COMMUNITY SAFETY!



Back Solid

AUGUST 1, 2025

ISSUE 23

THIS ISSUE:

- MCFD RECEIVES BAG
- LEPC NEWS
- PATIENT TRACKING TRAINING
- UPCOMING EVENTS
- COALITION MEETING LINK
- SUMMER TIPS TO BEAT THE HEAT!
- CONTACT INFORMATION





DUE TO CURRENT FUNDING CONSTRAINTS, THE COALITION WILL UNFORTUNATELY BE UNABLE TO SPONSOR TWO ATTENDEES PER FACILITY FOR THE UPCOMING **LEPC CONFERENCE AT PICKWICK LANDING STATE PARK.**

WE SINCERELY APOLOGIZE FOR ANY INCONVENIENCE THIS MAY CAUSE AND APPRECIATE YOUR UNDERSTANDING AS THIS DECISION WAS BEYOND OUR CONTROL. WE REMAIN COMMITTED TO SUPPORTING YOUR CONTINUED INVOLVEMENT IN FUTURE TRAINING AND PREPAREDNESS OPPORTUNITIES.

WE WOULD STILL LOVE TO SEE YOU ALL THERE!



Patient Tracking Training

OUR TEAM IS AVAILABLE TO PROVIDE COMPREHENSIVE TRAINING ON THE PATIENT TRACKING SYSTEM FOR YOUR DEPARTMENT.

THE SYSTEM IS INTUITIVE, USER-FRIENDLY, AND DESIGNED TO SUPPORT EFFICIENT PATIENT MANAGEMENT DURING EMERGENCIES. THIS TRAINING WILL ENHANCE YOUR DEPARTMENT'S PREPAREDNESS AND RESPONSE CAPABILITIES.

AS AN ADDED BENEFIT, DEPARTMENTS THAT COMPLETE THE TRAINING WILL RECEIVE A SET OF TRIAGE TAGS FOR USE AT THEIR FACILITY.

TO SCHEDULE A TRAINING SESSION OR LEARN MORE, PLEASE CONTACT OUR TEAM. WE'RE HERE TO SUPPORT YOUR EMERGENCY PREPAREDNESS EFFORTS.

The screenshot shows the 'ReadyOp Forms' app interface for the 'TRIAGE STATUS' form. The form includes a header with a menu icon, the app name, and a trash icon. Below the header, it says 'TRIAGE STATUS' and 'Complete as much information as possible'. The 'Location of Triage' section has two buttons: 'Get Position' (with a location pin icon) and 'Enter Location' (with a checkmark icon). The 'Incident/Location Note' section has a text input field with 'Optional' as a placeholder. The 'Triage Status' section has four radio button options: 'Green (Walking)', 'Yellow (Delayed)', 'Red (Immediate)', and 'Black (Deceased)'. Below this is an 'Uninjured' radio button. The 'Age' section has an input field for 'Age' and a dropdown for 'Age Value' with 'Years' selected. The 'Transport Unit Number' section has a text input field. The 'Destination Facility' section has a dropdown menu. The 'EMS Rapid Narrative - (not required)' section has a text input field.

The screenshot shows the 'ReadyOp Forms' app interface for the 'Disposition' form. The form includes a header with a menu icon, the app name, and a trash icon. Below the header, it says 'transferred, then Submit' and 'Disposition'. The 'Disposition' section has a dropdown menu. The 'Staff Dispositioning Patient' section has two input fields for 'First' and 'Last'. The 'Dispositioning Staff Role & Unit Name' section has a text input field. The 'Transferred/Admitted Facility' section has a dropdown menu. The 'Transfer Facility Name (if Other/Specialty)' section has a text input field. The 'Transferring Unit Number or Service Name' section has a text input field. The 'Transfer Notes' section has a large text input field. At the bottom, there is a blue 'Submit Form' button.

TEPS CONFERENCE 2025

JOIN US AT THE HUMBOLDT CONFERENCE CENTER
FOR A 2 DAY CONFERENCE ON OCTOBER 28TH & 29TH.

THE COALITION WILL SPONSOR 2 ATTENDEES FROM
EACH FACILITY TO ATTEND.

PLEASE USE THE LINK BELOW TO REGISTER YOUR
FACILITY.

[TEPS CONFERENCE FACILITY REGISTRATION LINK](#)





REMINDER

AUGUST 20TH

WATCH COALITION MEETING


SEPTEMBER 17TH

WATCH COALITION MEETING

OCTOBER 28TH & 29TH


TEPS CONFERENCE

[TEPS REGISTRATION LINK](#)



IF YOU ARE INTERESTED IN BECOMING A PART OF OUR COMMUNICATIONS COMMITTEE, PLEASE LET CHRIS WINSCHER KNOW AT CHRISTOPHER.WINSCHER@WTH.ORG

Mark
YOUR
Calendar



COALITION
MEETING LINK

WHILE WE WOULD LOVE TO SEE YOU ALL IN PERSON (804 N. PARKWAY, JACKSON), WE UNDERSTAND NOT EVERYONE CAN MAKE IT TO THE COALITION MEETINGS. BELOW IS THE ZOOM LINK TO USE WHEN LOGGING IN TO THE MEETING.

MEETING ID: 822 4137 2230
PASSCODE: 612238

Why is Excessive Heat so Dangerous?

What can You do?

Heat becomes especially dangerous if it lingers for more than one day.

Hot days and warm nights don't give our bodies time to cool down.

Heat islands can intensify extreme hot weather, which can cause breathing problems, heat cramps, heat stroke, and may lead to illness or even death.



Check on your friends, family and neighbors during heat waves.

Wear light, loose-fitting clothing and drink water often. Don't wait until you are thirsty.

Avoid unnecessary hard work or activities if you are outside or in a building without air-conditioning.

Stay in an air-conditioned area. Air conditioning is the strongest protective factor against heat-related illness.



Heat Exhaustion

Heat Stroke

ACT FAST

- Move to a cooler area
- Loosen clothing
- Sip cool water
- Seek medical help if symptoms don't improve

- Dizziness*
- Thirst*
- Heavy Sweating*
- Nausea*
- Weakness*



- Confusion*
- Dizziness*
- Becomes Unconscious*

ACT FAST

CALL 911

- Move person to a cooler area
- Loosen clothing and remove extra layers
- Cool with water or ice

Heat exhaustion can lead to heat stroke.

Heat stroke can cause death or permanent disability if emergency treatment is not given.

HEAT DANGER BEYOND HEATWAVES



Most heat-related deaths occur outside of heat waves. Stay Weather-Ready!



Avoid overexertion and stay hydrated. Heat stroke can occur even during moderate heat.



NEVER leave people or pets in a vehicle. Hot car deaths occur year-round.



Assist those who are at higher risk for heat-related illness, including children, pregnant people, and older adults.

STAY INDOORS DURING HEAT WAVES



Stay indoors in **air conditioning** whenever possible. If your home doesn't have AC, check if your area has a cooling center.



Remain hydrated by drinking **water** and avoiding alcohol.



Check on those **most vulnerable** to heat, including children and the elderly.



If you must go outdoors, go early or late in the day, and dress in light-colored clothing.




weather.gov



weather.gov



TAKE A BREAK



Across

2. When you have too much stuff people have a
5. You bake this when Susan or Jean visit
6. If it looks like rain, you might carry an
8. You used to bake these for Walter
10. S'mores require graham crackers, chocolate and a

Down

1. In between small and large
3. Snoopy and Jake were
4. When you eat this, you spit out the seeds
7. What does George like to paint and hide?
9. August 2 was National _____ Book Day?
11. What day of the week was Thrift Shop Day?

CONTACT US!

REGIONAL HEALTHCARE COORDINATORS

MIKE SMITH

WEST REGION

MICHAEL.D.SMITH@TN.GOV
(731) 437-0805

KEITH MIDDLETON

MADISON COUNTY

KMIDDLETON@MADISONCOUNTYTN.GOV
(731) 437-3077

GINGER RODGERS

VULNERABLE POPULATIONS COORDIANTOR

GINGER.RODGERS@TN.GOV
(731) 693-4150

WATCH BOARD MEMBERS

JAMES FOUNTAIN, CHAIR

LORI BROWN, 1ST CHAIR

JONATHAN WOOD, 2ND CHAIR

CHRIS WINSHEL, SECRETARY

LYN TISDALE, TREASURER

WWW.WATCHCOALITION.ORG

Follow us 

